

## CREDIT OPINION

23 January 2024

Update

Send Your Feedback

### RATINGS

IFC	Rating	Outlook
Long-term Issuer	Aaa	STA
Short-term Issuer	(P)P-1	--

### Analyst Contacts

**Kathrin Muehlbronner** +44.20.7772.1383  
 Senior Vice President  
 kathrin.muehlbronner@moodys.com

**Dylan Walsh** +1.212.553.3583  
 Ratings Associate  
 dylan.walsh@moodys.com

**Mauro Leos** +1.212.553.1947  
 Associate Managing Director  
 mauro.leos@moodys.com

**Marie Diron** +44.20.7772.1968  
 MD-Global Sovereign Risk  
 marie.diron@moodys.com

### CLIENT SERVICES

Americas 1-212-553-1653  
 Asia Pacific 852-3551-3077  
 Japan 81-3-5408-4100  
 EMEA 44-20-7772-5454

# International Finance Corporation – Aaa stable

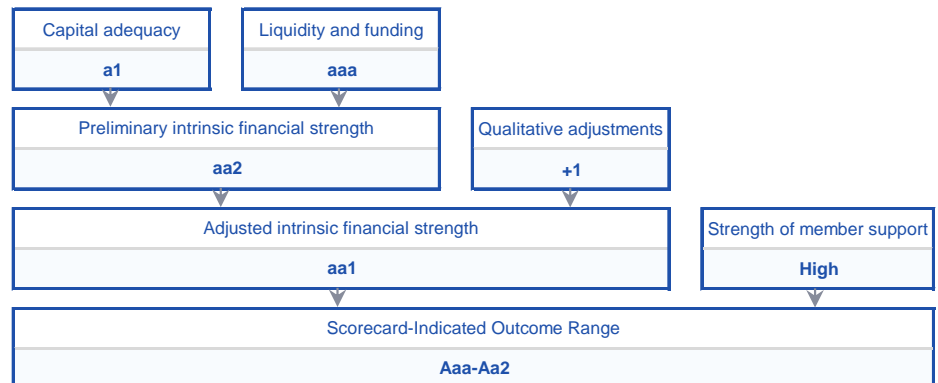
Update following rating affirmation, outlook unchanged

## Summary

The credit profile of the [International Finance Corporation](#) (IFC) reflects a robust capital base, a very strong liquidity and funding position, strong risk management, and the presence of highly rated shareholders with a strong willingness and capacity to support the corporation. These strengths mitigate a riskier business model than that of other multilateral development banks (MDBs) and the lack of callable capital.

Exhibit 1

The IFC's credit profile is determined by three factors



Source: Moody's Investors Service

## Credit strengths

- » A strong capital position, with low leverage and best-in-class risk management
- » Ample liquidity buffers, and access to a deep and diverse global funding base
- » Highly rated shareholders' strong capacity and willingness to support the institution, despite the lack of callable capital

## Credit challenges

- » Relatively high credit risk compared to peers, given the IFC's private-sector mandate
- » Significant share of relatively illiquid equity investments

## Rating outlook

The Aaa rating and stable outlook have been affirmed on 19 January, reflecting our expectation that the IFC will maintain its solid capital adequacy and liquidity buffers. We also expect the IFC's prudent risk management practices and its shareholders' capacity and willingness to provide financial support to remain strong over the coming years.

## Factors that could lead to a downgrade

Downward pressure on the rating could emerge in the event of a substantial and multiyear deterioration in asset quality and performance, combined with significantly higher leverage. Such a scenario could occur if the IFC expanded rapidly into countries with a much weaker credit profile or if it substantially increased its exposure to higher-risk equity investments. Evidence of waning shareholder support would also be credit negative; however, we consider such a scenario to be remote, also because of the current capital increase.

## Key indicators

Exhibit 2

International Finance Corporation	2018	2019	2020	2021	2022	2023
Total Assets (USD million)	94,272.0	99,257.0	95,800.0	105,264.0	99,010.0	110,547.0
Development-related Assets (DRA) / Usable Equity [1]	182.7	172.6	186.0	159.8	151.3	163.4
Non-Performing Assets / DRA	2.0	3.4	4.8	1.5	0.9	0.8
Return on Average Assets	1.4	0.1	-1.7	4.2	-0.5	0.6
Liquid Assets / ST Debt + CMLTD	362.4	442.5	330.2	451.6	397.9	392.8
Liquid Assets / Total Assets	48.1	49.5	48.2	48.9	46.8	42.9
Callable Capital / Gross Debt	0.0	0.0	0.0	0.0	0.0	0.0

[1] Usable equity is total shareholder's equity and excludes callable capital

Source: Moody's Investors Service

### Profile

The International Finance Corporation (IFC) is the private-sector arm of the World Bank Group (WBG). While membership is open only to member countries of the [International Bank for Reconstruction and Development](#) (IBRD, Aaa stable), IFC is a legal entity that is separate and distinct from the other members of the WBG, with its own Articles of Agreement, share capital, financial structure, management and staff. The institution invests in companies through loans, equity investments, debt securities and guarantees. In addition to deploying its own resources, it seeks to mobilise private investment into emerging markets, and has built a strong track record of mobilisation. It also increasingly focuses on capacity building and creation of markets to increase the number of investable projects in developing countries, and on investing in the poorest and most fragile countries. The IFC disbursed \$18.7 billion for its own account in fiscal year (FY) 2023 (FY 2022: \$13.2 billion).

The IFC is owned by 186 member countries. The [US](#) (Aaa negative) is the largest shareholder with an 18.2% voting share and veto power. [Japan](#) (A1 stable) and [Germany](#) (Aaa stable) hold 7.6% and 5.1% of the votes, respectively, followed by [France](#) (Aa2 stable) and the [UK](#) (Aa3 stable), with a share of 4.5% each. Together, these five shareholders account for 40% of voting power and 42% of total capital. In April 2018, the Board of Governors resolved to implement a large capital increase. The capital increase resolution became effective in April 2020 and is currently ongoing. In FY 2020, \$17 billion of accumulated retained earnings were converted into paid-in capital. A capital increase of up to \$5.5 billion was also approved. As of June 2023, the IFC's capital base consists of \$22.6 billion in paid-in capital and \$11.8 billion in retained earnings.

This publication does not announce a credit rating action. For any credit ratings referenced in this publication, please see the issuer/deal page on <https://ratings.moody's.com> for the most updated credit rating action information and rating history.

## Detailed credit considerations

Our determination of a supranational's rating is based on three rating factors: capital adequacy, liquidity and funding, and strength of member support. For MDBs, the first two factors combine to form the assessment of intrinsic financial strength, as shown on the cover page graphic. Additional factors can affect the intrinsic financial strength, such as risks stemming from the operating environment or the quality of management. The strength of member support is then incorporated to yield a rating range. For more information, please see our [Supranational Rating Methodology](#).

### FACTOR 1: Capital adequacy score: a1

We assess the IFC's **capital adequacy** as "a1", which combines our assessments of "aa3" for capital position, "baa" for development-related asset credit quality and "a1" for asset performance.

#### **Leverage has stabilised after the pandemic and is well below mandated maximum**

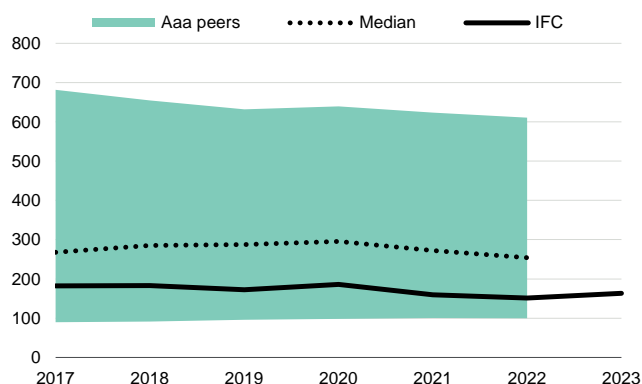
The IFC has comparatively low leverage, which is mainly a reflection of its higher risk profile compared with that of most other Aaa-rated MDBs. Its focus on the private sector with a relatively large exposure to equity investments is the key feature that distinguishes the corporation from most other Aaa-rated MDBs, with the exception of the [European Bank for Reconstruction and Development](#) (EBRD, Aaa stable), which has a similar focus on supporting the private sector. Leverage is limited to a maximum of 4x according to the IFC's policies, and the actual leverage has consistently remained below this limit by a large margin. Defined as outstanding debt and committed guarantees as a multiple of subscribed capital and retained earnings, leverage was 1.7x in FY 2023, about even with the 1.6x a year earlier. The IFC also uses a capital framework based on economic capital considerations; as of the end of June 2023, its available capital resources of \$35 billion were comfortably above the required capital of \$21.1 billion.

According to our definition, which includes development-related assets (loans, development-related debt securities, equity investments and guarantees) and treasury assets rated A3 and lower, relative to usable equity, the IFC's leverage ratio was just about 168% as of June 2023, compared with a recent peak of nearly 194% in FY 2020, which reflected the ramp up of lending during the pandemic as well as the capital increase. The IFC's leverage ratio remains significantly below the Aaa median (see Exhibit 3), and has steadily decreased over the past several years (with the exception of 2020), as development-related assets (DRAs) have consistently grown more slowly than the institution's usable equity. In FY 2023, the leverage ratio increased again (from 155% in FY 2022), also reflecting the ramp of new commitments.

Since its inception, the IFC has had an explicit emphasis on profitability and growing its capital base through retained earnings, a further distinguishing feature of its credit profile (see Exhibit 4). This contrasts with other MDBs that tend to have not-for-profit mandates and rely primarily on capital increases from their members to expand their operations. Despite occasional years with losses, such as in FY 2020 and 2022, we include a one-notch upward adjustment in the subfactor score for capital position to account for the IFC's strong track record of profitability. The capital increase also included a suspension of grants to the [International Development Association](#) (IDA, Aaa stable), which previously were paid out of the IFC's annual profit.

Exhibit 3

### The IFC has lower leverage than that of other Aaa-rated peers DRAs and treasury assets rated A3 and below/usable equity, in percentage terms

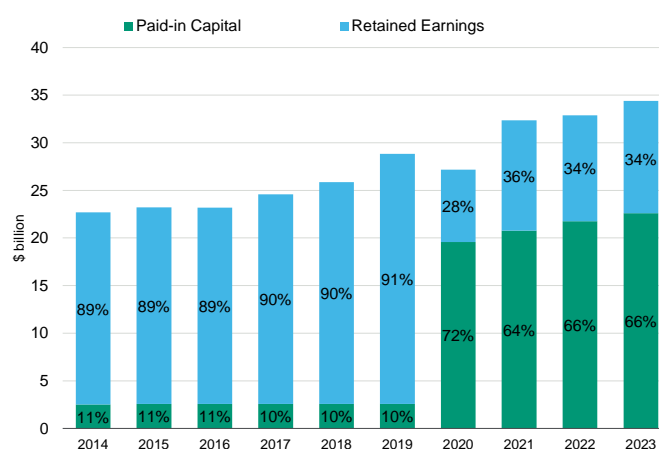


[Asian Infrastructure Investment Bank \(AIIB, Aaa stable\)](#) excluded because of its short operational history.

Source: Moody's Investors Service

Exhibit 4

### Retained earnings drive capital accumulation \$ billion and percentage of usable equity



In 2020, the IFC converted \$17 billion of retained earnings into paid-in capital.

Sources: IFC and Moody's Investors Service

### Development-related assets are highly diversified, mitigating weak borrower credit quality

The relatively low development asset credit quality is a direct consequence of the IFC's focus on lending to private-sector borrowers. In addition, the IFC has sizeable equity holdings, accounting for 20.9% of total development assets as of June 2023, which we consider to be a generally higher-risk exposure than loans. However, the IFC typically limits its equity participation to no more than 20% of the investee company's common shares and generally ensures that it is not the single-largest investor. Additionally, all equity exposure is fully covered by capital. At the same time, the IFC's portfolio is highly diversified, which reflects its large size and global reach, and its portfolio concentration metrics are better than those of most of its peers. For example, as of FY 2023, the sum of the IFC's ten largest exposures accounted for only 9.6% of the total disbursed portfolio, and the single-largest exposure was only around 1.3% of its portfolio.

Sector concentration is more pronounced because of the IFC's high exposure to the financial sector, including both banking and insurance, which accounts for 44% of total disbursements. Other large sector exposures include collective investment vehicles (9%) and electric power (8%). The large exposure to the financial sector reflects the fact that the IFC, like other MDBs, increasingly uses local financial institutions to channel its funding to corporate borrowers in the recipient countries. Financing for climate adaptation and mitigation is becoming an increasing share of the IFC's portfolio. As part of the WBG's Climate Change Action Plan 2021 - 2025, the IFC committed to at least 35% direct climate-related financing of total commitments on average over the five-year period. The IFC has also committed to aligning its financial flows with the objectives of the Paris Agreement. Starting in FY 2024, 85% of Board-approved real sector operations will be aligned with the Paris Agreement's goals, and full alignment is expected two years later.

### Asset performance continues to improve despite shocks and current macro environment

According to our definition of nonperforming assets (NPAs), which includes loans overdue by 90 days, called guarantees and impairments or losses on equity investments, the IFC's asset performance improved in FY 2023, with the NPA ratio declining slightly to just 0.8% of DRAs (from 0.9% in the previous year). While the operating environment in many of IFC's borrowing countries will likely remain challenging, the overall credit risk in the portfolio is mitigated to an important extent by a very granular and widely diversified development asset portfolio, reflecting the IFC's global reach. Also, the IFC's very strong risk management limits the risk associated with its business profile, and the corporation's large capital buffer allows it time to work out stressed exposures. Unlike MDBs that lend predominantly to sovereigns and never write off loans, the IFC does so regularly.

## FACTOR 2: Liquidity and funding score: aaa

We assess the IFC's **liquidity and funding** score as "aaa". This incorporates a "aa2" score for the size of liquid assets compared with cash outflows, while the IFC's long-established position in the global capital markets is reflected in the strongest score of "aaa" for quality and diversity of funding.

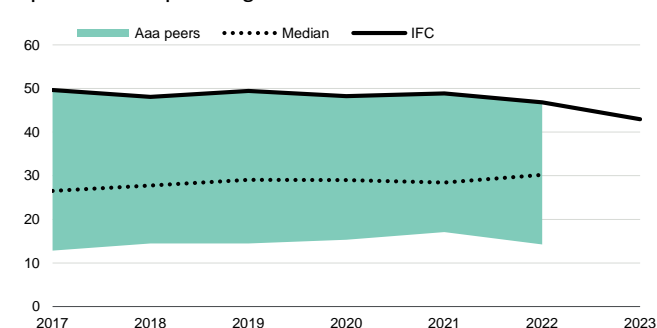
### Sizeable liquidity buffers help to absorb shocks

Our preferred metric for the availability of liquid resources — cash and liquid assets as a percentage of outflow over the next 18 months — was 147.5% in the last fiscal year, among the stronger metrics of Aaa-rated peers, and slightly higher than a year earlier (143%). We only consider highly liquid assets such as cash, short-term bank deposits and securities rated A2 or higher, as only those would be available in a stress scenario at a short notice and with minimal loss. Returns on the treasury portfolio were strained by rising US interest rates — a key driver for the overall loss in the last fiscal year. Although assets are marked to market, they are typically held to maturity. Liquid assets amounted to \$48.2 billion in June 2023 and assets are generally invested in very high-quality assets with a short maturity.

In addition, the IFC's liquidity policy is more conservative than that of other MDBs, with its policy requiring a minimum level of liquidity that would cover at least 45% of the next three years' net cash requirements. Most other MDBs define their minimum liquidity requirements as 100% of cash requirements over the next 12 months. In practice, the IFC's liquidity buffer has regularly been significantly above the minimum; for instance, at the end of FY 2023, it was 104% (FY 2022: 111%). The institution performs regular stress tests of its liquidity needs by heavily haircutting its liquid assets and comparing the stressed value to expected and unforeseen cash requirements over a horizon of up to 12 months.

Exhibit 5

### The IFC holds more liquid assets than its Aaa-rated peers



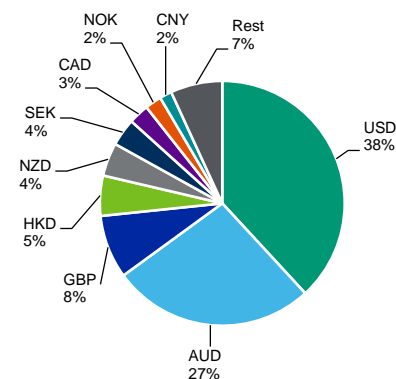
AIIB excluded because of its short operational history.

Source: Moody's Investors Service

Exhibit 6

### The IFC's borrowings are diversified by currency<sup>1</sup>

#### Currency mix of medium- and long-term borrowings, FY 2023



Sources: IFC and Moody's Investors Service

### Deep and diverse funding base supports credit profile

The IFC's market access is very robust and highly diversified, resulting in a "aaa" score for the quality and depth of market access. The corporation is a pioneer when it comes to diversifying its funding and opening new sources of funding. New medium- and long-term borrowings were \$13.7 billion in the last fiscal year, \$4.6 billion higher than in FY22. In addition, the IFC has a short-term funding programme of discount notes in US dollar and Chinese renminbi, under which it issued the equivalent of \$11.4 billion in FY2023 (\$7.5 billion in FY2022), and \$3 billion were outstanding as of the end of June 2023. It uses the programme for liquidity management purposes, with maturities ranging from overnight to one year. The IFC also actively uses buybacks and early redemptions of its bonds to provide liquidity to the market.

Its extensive funding tool kit has allowed the IFC to cultivate a very large and diversified investor base, including retail investors in the US and Japan. For asset/liability management, the IFC generally avoids mismatches between lending and its own borrowing, but there can be special cases where asset/liability mismatches are acceptable for new products, as approved by the IFC's board. The US dollar remained the IFC's dominant funding currency, unchanged from previous years.

### Qualitative adjustments to intrinsic financial strength

#### Operating environment

We do not apply an adjustment for operating environment (which could only be downward), given the IFC's very diversified portfolio.

#### Quality of management

We assign a one-notch upward adjustment to the IFC's intrinsic financial strength for the quality of management, in particular the corporation's very prudent risk management. This is consistent with our assessment for other large, long-established MDBs, including the other entities in the WBG. The IFC is among the MDBs that set the standards for the industry and have best-in-class practices to identify and manage key risks. The risk management framework clearly identifies responsibilities, and the IFC has very high-quality and robust information systems and practices. In addition, stress testing is sophisticated and frequent, providing management with adequate tools to inform capital management and decision-making. Policies and stress tests are regularly reviewed and updated. Liquidity policies and capital management are prudent and managed such that the corporation preserves at all times some distance between its actual operational targets and minimum policy requirements. These policies have allowed the institution to navigate episodes of stress in countries of operation and also to respond swiftly to shocks, as seen during the pandemic and more recently in the Russia-Ukraine (Ca stable) war.

### FACTOR 3: Strength of member support score: High

The IFC's "High" score for strength of member support deviates from the adjusted score of "Low" to reflect our view that shareholders have a stronger ability and willingness to support the institution than our key metrics suggest. We place particular emphasis on the IFC's global reach and its expertise in private-sector lending and crowding in private investors, which is highly valued by shareholders. Also, its key shareholders are highly rated, reflecting their very strong ability to provide support.

#### Ability to support is underpinned by wide shareholder base and high ratings of large members

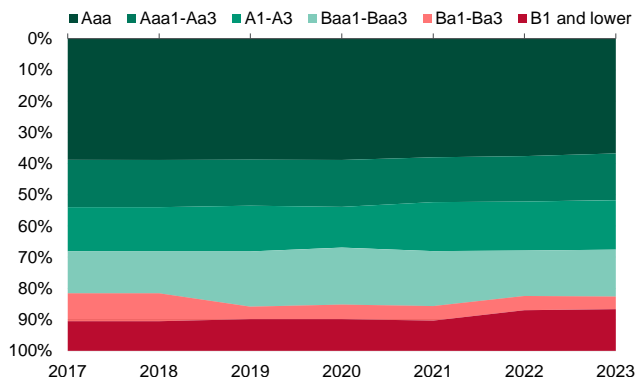
The key metric used by us to assess the ability of shareholders to provide support to an MDB is the weighted average shareholder rating. In the case of the IFC, this is scored at "baa3", in line with peers such as the IBRD and the AIIB. We also take into account the fact that the IFC is one of the few global MDBs with a very large and diverse group of shareholders with a strong interest in the institution.

The presence of highly rated shareholders that do not borrow from the institution is a further strength. Despite not participating in the current capital increase, the US remains IFC's largest shareholder, with a share of 19.2% of the capital stock, which is higher than its share in the IBRD. Overall, 52% of subscribed capital is provided by Aaa and Aa-rated governments, while close to 83% of shareholder support is from investment-grade sovereigns (see Exhibit 7). Equally, developing country shareholders are generally highly invested in the institution, having benefited from its lending over the past decades.

Exhibit 7

#### Aaa and Aa-rated members continue to dominate the IFC's shareholder base

Percentage of subscribed capital by rating



Sources: IFC and Moody's Investors Service

Exhibit 8

#### The IFC has one of the lowest shareholder concentrations in the Aaa universe



Data for 2022. Data for IBRD and IFC is for 2023.  
Source: Moody's Investors Service

### Lack of callable capital is offset by low leverage and large paid-in capital buffer ...

Unlike most of its MDB peers, the IFC does not benefit from explicit contractual callable capital support from its shareholders. Instead, it relies on its accumulated earnings for most of its capital. As a result, the score for contractual willingness to support is "ca". However, the IFC has comparatively low levels of leverage, implying a high paid-in capital buffer compared with the size of its operations. Moreover, the IFC has never faced financial distress that would call for a capital infusion and has high-quality risk management practices in place that should allow for the early detection of potential borrower financial stress.

### ... and other indications of strong willingness to support

Besides callable capital, we also take into account other indications of shareholders' willingness to provide support to an MDB in case of need. In the case of the IFC, we consider such non-contractual willingness to support to be "Very High".

The current capital increase is evidence of the importance that shareholders ascribe to the institution, which has a solid track record of six decades of significant developmental impact while achieving solid financial results. The IFC's expertise in private-sector lending and crowding in private capital is highly valued by shareholders, and distinguishes the corporation from many of its peers. The ability to attract additional private-sector investors will likely become even more relevant in the future in view of the very high debt levels of many shareholder governments and the increasing focus on attracting private capital for climate financing needs.

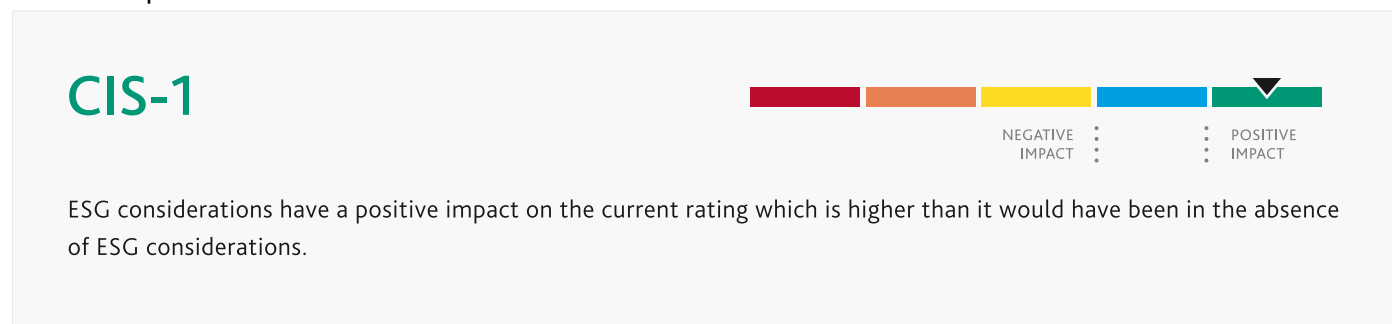
In our view, shareholders are highly invested in the IFC and its role. This applies not only to key shareholders but also to those whose private sectors benefited or still benefit from the IFC's lending. Many large emerging markets have benefited significantly from the IFC's and WBG's projects in their countries, resulting in firsthand knowledge of its intrinsic value. Therefore, we consider it highly likely that shareholders would provide additional capital if this were ever necessary. The diversity of shareholders is a benefit in this regard, limiting correlation risks between shareholders, and also between shareholders and assets.

## ESG considerations

### International Finance Corporation's ESG credit impact score is CIS-1

Exhibit 9

#### ESG credit impact score



Source: Moody's Investors Service

The IFC's credit impact score at **CIS-1** reflects an overall positive impact of ESG factors, in particular very strong social and governance considerations. Furthermore, resilience is supported by the particular importance assigned to the entity by large non-borrowing members, including the US.

Exhibit 10

**ESG issuer profile scores**

Source: Moody's Investors Service

**Environmental**

IFC has low exposure to environmental risks (**E-2**). The IFC is among the few global MDBs with a very diversified portfolio, mitigating indirect exposure through operations in countries with heightened environmental risks.

**Social**

Social attributes support IFC's credit profile (**S-1**) with particular strengths in the area of responsible production as well as benefits from demographic & societal trends. The IFC supports private enterprises in emerging economies, often acting as anchor investor or lender and crowding in additional private capital. The IFC extensively uses public consultation processes to ensure buy-in from key stakeholders, and has outstanding community and stakeholder outreach. The IFC does not face any issues attracting highly skilled personnel and there are no health & safety considerations that would negatively or positively affect the issuer profile.

**Governance**

The IFC's positive governance issuer profile score (**G-1**) reflects its very strong risk management and strong management credibility and track record. The IFC is among the group of MDBs that are developing best in class reporting, disclosure standards and a framework for full alignment with the Paris Agreement.

ESG Issuer Profile Scores and Credit Impact Scores for the rated entity/transaction are available on Moodys.com. In order to view the latest scores, please click [here](#) to go to the landing page for the entity/transaction on MDC and view the ESG Scores section.

All of these considerations are further discussed in the "Detailed credit considerations" section above. Our approach to ESG is explained in our cross-sector methodology [General Principles for Assessing Environmental, Social and Governance Risks](#). Additional information about our rating approach is provided in our [Supranational Rating Methodology](#).

**Recent developments****Strong financial performance on back of higher interest rates and reversal of valuation losses**

The IFC recorded a net profit of \$672 million in FY 2023, compared with a net loss of \$464 million a year earlier. The key drivers of the strong improvement in financial performance were the higher interest rate environment and the reversal of the previous year's mark-to-market losses. Specifically, interest income from the treasury portfolio recorded a gain of \$1.46 billion compared to a loss of \$413 million in the previous year, and the income from loans and guarantees was more than \$1 billion higher than in the previous year, at \$2.3 billion in FY 2023 versus \$1.15 billion a year earlier. At the same time, IFC's cost of borrowing has also increased significantly, to close to \$2.6 billion compared to only \$302 million the previous year.

The good financial performance continued into the first quarter of FY 2024. As per its unaudited financial statements for the quarter ending September 2023, the IFC recorded net income of \$414 million compared to a loss of \$62 million a year earlier, mainly driven by higher treasury and equity income.

**Asset performance was stronger than expected last year**

The IFC's asset performance has been stronger than expected in FY 2023, against the background of significant stress in many emerging and frontier markets as interest rates rose materially. Notwithstanding this, IFC reported its lowest ratio of non-performing loans since FY 2010 at 2.7% of disbursed loans, compared to 3.9% a year earlier and an average NPL ratio of 4.7% in the preceding three years, using the IFC's strict definition of NPLs as payments overdue by more than 60 days. While the improvement in asset performance was



partly due to the higher loan volumes – with IFC recording its highest ever loan portfolio of around \$42 billion (FY 2022: \$34.5 billion) – NPLs also declined in nominal terms.

We expect IFC's asset performance to remain strong, despite ongoing challenging operating conditions in many of IFC's borrowing countries. IFC benefits from a very diversified portfolio, with the ten largest country exposures accounting for slightly over half of IFC's portfolio. The largest country exposure remains [India](#) (Baa3 stable) at 10.7% of the total disbursed portfolio, followed by [Brazil](#) (Ba2 stable) at 8.3% and [Turkiye](#) (B3 stable) at 7.4%.

#### Capital increase is progressing, payment timeline for selective part extended to 2025

As of September 2023, 125 shareholders have subscribed to \$4.4 billion out of a total target for the capital increase of \$5.5 billion; also, \$3.1 billion in payment has been received from 104 shareholders. The United States is not contributing to the capital increase (as was agreed from the start), which will dilute its shareholding to 17-18% from around 21% before the capital increase. It will maintain important veto rights though.

The capital increase consists of a Selective and a General Capital increase (SCI and GCI) besides a conversion of a part of retained earnings into paid-in equity, which became effective in 2020. In April 2023, the Board of Governors extended the subscription deadline for the SCI and GCI to April 2025 and April 2024 respectively, in recognition of the impact of the Covid pandemic on many shareholders. In addition, the timeline for payment under the SCI was extended to April 2025, to be aligned with the GCI.

In the context of calls by the G-20 group of countries for MDBs to optimise their balance sheet and crowd in more private finance, the IFC is working to expand its pipeline of projects, including through the deployment of more blended finance and securitisation platforms.

## Rating methodology and scorecard factors

Factor / Subfactor	Metric	Initial score	Adjusted score	Assigned score
<b>Factor 1: Capital adequacy (50%)</b>			<b>a1</b>	<b>a1</b>
<b>Capital position (20%)</b>			<b>aa3</b>	
	Leverage ratio	<b>a1</b>		
	Trend	0		
	Impact of profit and loss on leverage	+1		
<b>Development asset credit quality (10%)</b>			<b>baa</b>	
	DACQ assessment	<b>baa</b>		
	Trend	0		
<b>Asset performance (20%)</b>			<b>a1</b>	
	Non-performing assets	<b>a1</b>		
	Trend	0		
	Excessive development asset growth	0		
<b>Factor 2: Liquidity and funding (50%)</b>			<b>aaa</b>	<b>aaa</b>
<b>Liquid resources (10%)</b>			<b>aa2</b>	
	Availability of liquid resources	<b>aa2</b>		
	Trend in coverage outflow	0		
	Access to extraordinary liquidity	0		
<b>Quality of funding (40%)</b>			<b>aaa</b>	
<b>Preliminary intrinsic financial strength</b>				<b>aa2</b>
<b>Other adjustments</b>				<b>+1</b>
<b>Operating environment</b>		0		
<b>Quality of management</b>		+1		
<b>Adjusted intrinsic financial strength</b>				<b>aa1</b>
<b>Factor 3: Strength of member support (+3,+2,+1,0)</b>			<b>Low</b>	<b>High</b>
<b>Ability to support (50%)</b>			<b>baa3</b>	
	Weighted average shareholder rating	<b>baa3</b>		
<b>Willingness to support (50%)</b>				
	Contractual support (25%)	<b>ca</b>	<b>ca</b>	
	Strong enforcement mechanism	0		
	Payment enhancements	0		
	Non-contractual support (25%)		<b>Very High</b>	
<b>Scorecard-Indicated Outcome Range</b>				<b>Aaa-Aa2</b>
<b>Rating Assigned</b>				<b>Aaa</b>

**Note:** Our ratings are forward-looking and reflect our expectations for future financial and operating performance. However, historical results are helpful in understanding patterns and trends of an issuer's performance as well as for peer comparisons. Additional considerations that may not be captured when historical metrics are used in the scorecard may be reflected in differences between the adjusted and assigned factor scores. Furthermore, in our ratings we often incorporate directional views of risks and mitigants in a qualitative way. For more information please see our Multilateral Development Banks and Other Supranational Entities rating methodology.

Source: Moody's Investors Service

## Related websites and information sources

- » [Moody's Supranational web page](#)
- » [Moody's Sovereign and supranational rating list](#)
- » [International Finance Corporation web page](#)

MOODY'S has provided links or references to third party World Wide Websites or URLs ("Links or References") solely for your convenience in locating related information and services. The websites reached through these Links or References have not necessarily been reviewed by MOODY'S, and are maintained by a third party over which MOODY'S exercises no control. Accordingly, MOODY'S expressly disclaims any responsibility or liability for the content, the accuracy of the information, and/or quality of products or services provided by or advertised on any third party web site accessed via a Link or Reference. Moreover, a Link or Reference does not imply an endorsement of any third party, any website, or the products or services provided by any third party.

## Endnotes

- 1 USD - United States dollar, AUD - Australian dollar, GBP - British pound sterling, HKD - Hong Kong Dollar, NZD - New Zealand dollar, SEK - Swedish krona, CAD - Canadian dollar, NOK - Norwegian krone, CNY - Chinese yuan.

© 2024 Moody's Corporation, Moody's Investors Service, Inc., Moody's Analytics, Inc. and/or their licensors and affiliates (collectively, "MOODY'S"). All rights reserved. CREDIT RATINGS ISSUED BY MOODY'S CREDIT RATINGS AFFILIATES ARE THEIR CURRENT OPINIONS OF THE RELATIVE FUTURE CREDIT RISK OF ENTITIES, CREDIT COMMITMENTS, OR DEBT OR DEBT-LIKE SECURITIES, AND MATERIALS, PRODUCTS, SERVICES AND INFORMATION PUBLISHED OR OTHERWISE MADE AVAILABLE BY MOODY'S (COLLECTIVELY, "MATERIALS") MAY INCLUDE SUCH CURRENT OPINIONS. MOODY'S DEFINES CREDIT RISK AS THE RISK THAT AN ENTITY MAY NOT MEET ITS CONTRACTUAL FINANCIAL OBLIGATIONS AS THEY COME DUE AND ANY ESTIMATED FINANCIAL LOSS IN THE EVENT OF DEFAULT OR IMPAIRMENT. SEE APPLICABLE MOODY'S RATING SYMBOLS AND DEFINITIONS PUBLICATION FOR INFORMATION ON THE TYPES OF CONTRACTUAL FINANCIAL OBLIGATIONS ADDRESSED BY MOODY'S CREDIT RATINGS. CREDIT RATINGS DO NOT ADDRESS ANY OTHER RISK, INCLUDING BUT NOT LIMITED TO: LIQUIDITY RISK, MARKET VALUE RISK, OR PRICE VOLATILITY. CREDIT RATINGS, NON-CREDIT ASSESSMENTS ("ASSESSMENTS"), AND OTHER OPINIONS INCLUDED IN MOODY'S MATERIALS ARE NOT STATEMENTS OF CURRENT OR HISTORICAL FACT. MOODY'S MATERIALS MAY ALSO INCLUDE QUANTITATIVE MODEL-BASED ESTIMATES OF CREDIT RISK AND RELATED OPINIONS OR COMMENTARY PUBLISHED BY MOODY'S ANALYTICS, INC. AND/OR ITS AFFILIATES. MOODY'S CREDIT RATINGS, ASSESSMENTS, OTHER OPINIONS AND MATERIALS DO NOT CONSTITUTE OR PROVIDE INVESTMENT OR FINANCIAL ADVICE, AND MOODY'S CREDIT RATINGS, ASSESSMENTS, OTHER OPINIONS AND MATERIALS ARE NOT AND DO NOT PROVIDE RECOMMENDATIONS TO PURCHASE, SELL, OR HOLD PARTICULAR SECURITIES. MOODY'S CREDIT RATINGS, ASSESSMENTS, OTHER OPINIONS AND MATERIALS DO NOT COMMENT ON THE SUITABILITY OF AN INVESTMENT FOR ANY PARTICULAR INVESTOR. MOODY'S ISSUES ITS CREDIT RATINGS, ASSESSMENTS AND OTHER OPINIONS AND PUBLISHES OR OTHERWISE MAKES AVAILABLE ITS MATERIALS WITH THE EXPECTATION AND UNDERSTANDING THAT EACH INVESTOR WILL, WITH DUE CARE, MAKE ITS OWN STUDY AND EVALUATION OF EACH SECURITY THAT IS UNDER CONSIDERATION FOR PURCHASE, HOLDING, OR SALE.

MOODY'S CREDIT RATINGS, ASSESSMENTS, OTHER OPINIONS, AND MATERIALS ARE NOT INTENDED FOR USE BY RETAIL INVESTORS AND IT WOULD BE RECKLESS AND INAPPROPRIATE FOR RETAIL INVESTORS TO USE MOODY'S CREDIT RATINGS, ASSESSMENTS, OTHER OPINIONS OR MATERIALS WHEN MAKING AN INVESTMENT DECISION. IF IN DOUBT YOU SHOULD CONTACT YOUR FINANCIAL OR OTHER PROFESSIONAL ADVISER.

ALL INFORMATION CONTAINED HEREIN IS PROTECTED BY LAW, INCLUDING BUT NOT LIMITED TO, COPYRIGHT LAW, AND NONE OF SUCH INFORMATION MAY BE COPIED OR OTHERWISE REPRODUCED, REPACKAGED, FURTHER TRANSMITTED, TRANSFERRED, DISSEMINATED, REDISTRIBUTED OR RESOLD, OR STORED FOR SUBSEQUENT USE FOR ANY SUCH PURPOSE, IN WHOLE OR IN PART, IN ANY FORM OR MANNER OR BY ANY MEANS WHATSOEVER, BY ANY PERSON WITHOUT MOODY'S PRIOR WRITTEN CONSENT. FOR CLARITY, NO INFORMATION CONTAINED HEREIN MAY BE USED TO DEVELOP, IMPROVE, TRAIN OR RETRAIN ANY SOFTWARE PROGRAM OR DATABASE, INCLUDING, BUT NOT LIMITED TO, FOR ANY ARTIFICIAL INTELLIGENCE, MACHINE LEARNING OR NATURAL LANGUAGE PROCESSING SOFTWARE, ALGORITHM, METHODOLOGY AND/OR MODEL.

MOODY'S CREDIT RATINGS, ASSESSMENTS, OTHER OPINIONS AND MATERIALS ARE NOT INTENDED FOR USE BY ANY PERSON AS A BENCHMARK AS THAT TERM IS DEFINED FOR REGULATORY PURPOSES AND MUST NOT BE USED IN ANY WAY THAT COULD RESULT IN THEM BEING CONSIDERED A BENCHMARK.

All information contained herein is obtained by MOODY'S from sources believed by it to be accurate and reliable. Because of the possibility of human or mechanical error as well as other factors, however, all information contained herein is provided "AS IS" without warranty of any kind. MOODY'S adopts all necessary measures so that the information it uses in assigning a credit rating is of sufficient quality and from sources MOODY'S considers to be reliable including, when appropriate, independent third-party sources. However, MOODY'S is not an auditor and cannot in every instance independently verify or validate information received in the credit rating process or in preparing its Materials.

To the extent permitted by law, MOODY'S and its directors, officers, employees, agents, representatives, licensors and suppliers disclaim liability to any person or entity for any indirect, special, consequential, or incidental losses or damages whatsoever arising from or in connection with the information contained herein or the use of or inability to use any such information, even if MOODY'S or any of its directors, officers, employees, agents, representatives, licensors or suppliers is advised in advance of the possibility of such losses or damages, including but not limited to: (a) any loss of present or prospective profits or (b) any loss or damage arising where the relevant financial instrument is not the subject of a particular credit rating assigned by MOODY'S.

To the extent permitted by law, MOODY'S and its directors, officers, employees, agents, representatives, licensors and suppliers disclaim liability for any direct or compensatory losses or damages caused to any person or entity, including but not limited to by any negligence (but excluding fraud, willful misconduct or any other type of liability that, for the avoidance of doubt, by law cannot be excluded) on the part of, or any contingency within or beyond the control of, MOODY'S or any of its directors, officers, employees, agents, representatives, licensors or suppliers, arising from or in connection with the information contained herein or the use of or inability to use any such information.

NO WARRANTY, EXPRESS OR IMPLIED, AS TO THE ACCURACY, TIMELINESS, COMPLETENESS, MERCHANTABILITY OR FITNESS FOR ANY PARTICULAR PURPOSE OF ANY CREDIT RATING, ASSESSMENT, OTHER OPINION OR INFORMATION IS GIVEN OR MADE BY MOODY'S IN ANY FORM OR MANNER WHATSOEVER.

Moody's Investors Service, Inc., a wholly-owned credit rating agency subsidiary of Moody's Corporation ("MCO"), hereby discloses that most issuers of debt securities (including corporate and municipal bonds, debentures, notes and commercial paper) and preferred stock rated by Moody's Investors Service, Inc. have, prior to assignment of any credit rating, agreed to pay to Moody's Investors Service, Inc. for credit ratings opinions and services rendered by it. MCO and Moody's Investors Service also maintain policies and procedures to address the independence of Moody's Investors Service credit ratings and credit rating processes. Information regarding certain affiliations that may exist between directors of MCO and rated entities, and between entities who hold credit ratings from Moody's Investors Service, Inc. and have also publicly reported to the SEC an ownership interest in MCO of more than 5%, is posted annually at [www.moody's.com](http://www.moody's.com) under the heading "Investor Relations — Corporate Governance — Charter Documents - Director and Shareholder Affiliation Policy."

Moody's SF Japan K.K., Moody's Local AR Agente de Calificación de Riesgo S.A., Moody's Local BR Agência de Classificação de Risco LTDA, Moody's Local MX S.A. de C.V., I.C.V., Moody's Local PE Clasificadora de Riesgo S.A., and Moody's Local PA Clasificadora de Riesgo S.A. (collectively, the "Moody's Non-NRSRO CRAs") are all indirectly wholly-owned credit rating agency subsidiaries of MCO. None of the Moody's Non-NRSRO CRAs is a Nationally Recognized Statistical Rating Organization.

Additional terms for Australia only: Any publication into Australia of this document is pursuant to the Australian Financial Services License of MOODY'S affiliate, Moody's Investors Service Pty Limited ABN 61 003 399 657AFSL 336969 and/or Moody's Analytics Australia Pty Ltd ABN 94 105 136 972 AFSL 383569 (as applicable). This document is intended to be provided only to "wholesale clients" within the meaning of section 761G of the Corporations Act 2001. By continuing to access this document from within Australia, you represent to MOODY'S that you are, or are accessing the document as a representative of, a "wholesale client" and that neither you nor the entity you represent will directly or indirectly disseminate this document or its contents to "retail clients" within the meaning of section 761G of the Corporations Act 2001. MOODY'S credit rating is an opinion as to the creditworthiness of a debt obligation of the issuer, not on the equity securities of the issuer or any form of security that is available to retail investors.

Additional terms for India only: Moody's credit ratings, Assessments, other opinions and Materials are not intended to be and shall not be relied upon or used by any users located in India in relation to securities listed or proposed to be listed on Indian stock exchanges.

Additional terms with respect to Second Party Opinions (as defined in Moody's Investors Service Rating Symbols and Definitions): Please note that a Second Party Opinion ("SPO") is not a "credit rating". The issuance of SPOs is not a regulated activity in many jurisdictions, including Singapore. JAPAN: In Japan, development and provision of SPOs fall under the category of "Ancillary Businesses", not "Credit Rating Business", and are not subject to the regulations applicable to "Credit Rating Business" under the Financial Instruments and Exchange Act of Japan and its relevant regulation. PRC: Any SPO: (1) does not constitute a PRC Green Bond Assessment as defined under any relevant PRC laws or regulations; (2) cannot be included in any registration statement, offering circular, prospectus or any other documents submitted to the PRC regulatory authorities or otherwise used to satisfy any PRC regulatory disclosure requirement; and (3) cannot be used within the PRC for any regulatory purpose or for any other purpose which is not permitted under relevant PRC laws or regulations. For the purposes of this disclaimer, "PRC" refers to the mainland of the People's Republic of China, excluding Hong Kong, Macau and Taiwan.

## CLIENT SERVICES

Americas	1-212-553-1653
Asia Pacific	852-3551-3077
Japan	81-3-5408-4100
EMEA	44-20-7772-5454